

## *Supplementary Materials*

### *Materials and Instruments*

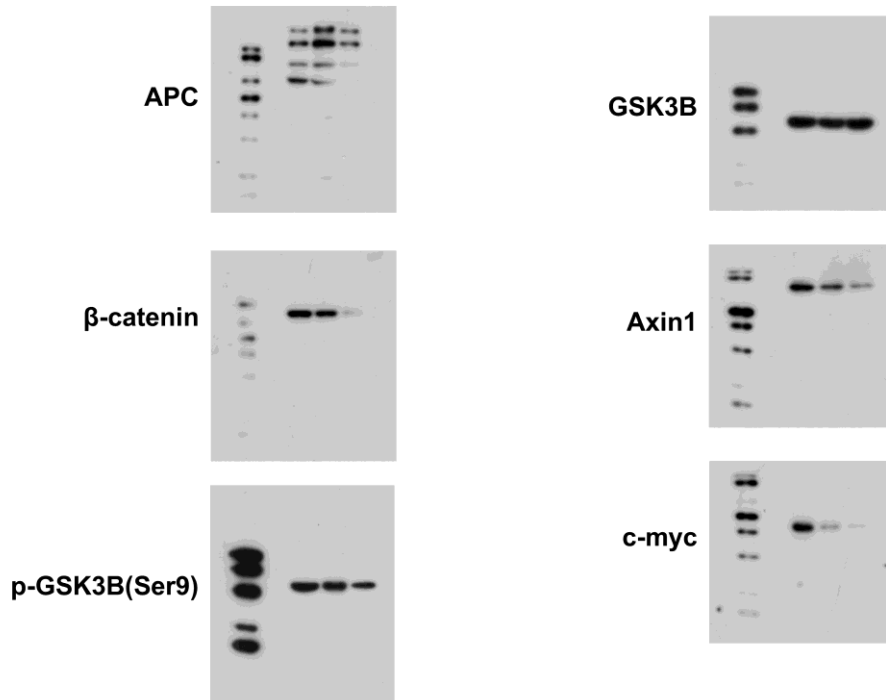
The phosphatase inhibitors (Batch No.: S1873), RIPA Lysis buffer (Batch No.: P0013B), BCA protein concentration determination kit (P0010) and Press cassette (5 x 7 inches) (Batch No.: FFC58) were supplied by Beyotime Biotechnology in Shanghai, China. The PMSF (Batch No.: ST506), SDS (Batch No.: 30166428) and Tris-base (Batch No.: v900483) were supplied by Sigma Sigma (Shanghai) Trading Co., LTD. The TEMED (Batch No.: 17919) and ECL substrate solution (Batch No.: NCI5079) were supplied by Thermo, USA. The Hcl (Batch No.: 10011018), glycerinum (Batch No.: 10010618), SDS (Batch No.: 10014118), methanol (Batch No.: 10014118), NaCl (Batch No.: 10016318), KCl (Batch No.: 10020318), Na<sub>2</sub>H.12H<sub>2</sub>O (Batch No.: 10017618), KH<sub>2</sub>PO<sub>4</sub> (Batch No.: 10019718) and chloroform (Batch No.: 100006818) were supplied by Sinopharm Group Chemical Reagent Co., Ltd. in Shanghai, China. The DTT (Batch No.: Amresco0281) and glycine (Batch No.: BL603B) were supplied by Biosharp in Anhui, China. The bromophenol blue (Batch No.: BO449-5G), acrylamide (Batch No.: Exp2016109) and Methylacrylamide (Batch No.: Amresc00172) were supplied by Amresco, USA. The Protein marker(14-120KD) (Batch No.: DM111) was supplied by TransGen Biotech in Beijing, China. The PVDF membrane (0.45um) (Batch No.: IPVH00010) and PVDF membrane (0.22um) (Batch No.: ISEQ15150) were supplied by Millipore, USA. The developing liquid (Batch No.: 500048-0001), fixative (Batch No.: 500047-0001), isopropanol (Batch No.: A507048), absolute ethyl alcohol (Batch No.: A500737) and DEPC treated water (Batch No.: B501005) were supplied by Sangon Biotech (Shanghai) Co., Ltd. The Trizol (Batch No.: 15596-018) was supplied by Invitrogen, USA. The RNA cDNA first strand synthesis kit (Batch No.: AT341) was supplied by TransGen Biotech in Beijing, China. The 2×RealStar Fast SYBR Qpcr Mix (Batch No.: A304) was supplied by Invitrogen, USA. The Cell Counting Kit-8 (Batch No.: E606335-0500) was supplied by BBI Life Sciences in Shanghai, China. The 96-well plates (Batch No.: 3599) were supplied by Corning, USA. The DMEM (Batch No.: 11995065) was supplied by Gibco, USA. The Fetal bovine serum FBS (Batch No.: 10099141), Migration cell (Batch No.: 3422) and Transwell (Batch No.: 354480) were supplied by Corning, USA. The Annexin V-FITC/PI Apoptosis detection kit (Batch No.: E-CK-A217) was supplied by Elabscience in Wuhai, China. The Crystal violet dye (Batch No.: C0121-500ml), DAPI (Batch No.: C1002) and confining liquid (Batch No.: P0102) were supplied by Beyotime Biotechnology in Shanghai, China. The Universal Tissue Fixative (neutral) (Batch No.: G1101-500ML) and Membrane breaking fluid (Batch No.: G1204) were supplied by Servicebio in Wuhai, China. The Slide and cover slide (Batch No.: 10212432C) was supplied by Jiangsu Shitai experimental equipment. The xStAxVHLL (Batch No.: HY-P5819A) was supplied by MedChemExpress, USA. The APC antibody (Item No.: 19782-1-AP), COX2/Cyclooxygenase 2/PTGS2 antibody (Item No.: 66351-1-Ig), c-Myc antibody (Item No.: 10828-1-AP), GSK3B antibody (Item No.: 22104-1-AP), Cyclin D1 antibody (Item No.: 60186-1-Ig), AXIN1 antibody (Item No.: 16541-1-AP), Beta Catenin antibody (Item No.: 51067-2-AP) and Phospho-GSK3B(Ser9) antibody (Item No.: 67558-1-Ig) were purchased from Proteintech Group, Inc in Wuhai, China. The GAPDH antibody (Item No.: #5174) were

purchased from Cell Signaling Technology, USA. The Alexa Fluor 488 Labeled Goat Anti-Rabbit IgG antibody (Item No.: GB25303) was purchased from Servicebio in Wuhai, China.

The main instruments used for sample testing include: biosafety cabinet (sujing antai in Suzhou, China, Model No. BS-1300IIA2), Super pure water meter (MECK, USA, Model No. Mill-Q Integral5), electronic scales (Mettler Toledo GmbH, Germany, Model No. ME204E), horizontal shaker (Jiangsu Haimen Qilin Bell instrument, Model No. MICROCL 17), micropipette (GILSON, USA, Model No. KC70239), High current electrophoresis equipment power supply (Bio-Rad, USA, Model No. 1645052), Vertical electrophoresis tank (Bio-Rad, USA, Model No. 1658001), Trough transfer system (Bio-Rad, USA, Model No. 1703930), pH meter (Mettler-Toledo GmbH, Germany, Model No. LP115), water bath (Beijing Junyi East Equipment Co., LTD, Model No. JY300), magnetic stirrer (Beijing Junyi East Equipment Co., LTD, Model No. T8-1), ELISA (Biotek Instruments, Inc, USA, Model No. EPOCH2), centrifugal machine (Thermo, USA, Model No. MICROCL 17), ultrasonic cell disruptor (Sonics & Materials, Inc, USA, Model No. VCX150), incubator (Shanghai Jinghong Experimental Equipment Co., Ltd), carbon dioxide incubator (Thermo, USA, Model No. 3111), Real-time fluorescence quantitative PCR instrument (Thermo, USA, Model No. Q5), Fluorescent quantitative PCR tube (EXTRAGENE/ illumina, USA), Electronic scanner (EPSON, Japan, PB4A56180203), Flow cytometer (Thermo, USA, Model NO. Attune NXT), Inverted fluorescence Microscope (OLYMPUS, Japan, CKX41), cell counter (Thermo, USA, Countess II FL), Cell counting plate (Thermo, USA, C10283), micropipettor (Eppendorf, Germany), Slide and cover slide (Jiangsu Shitai experimental equipment, 10212432C), Shaker (Thermo, USA, 10212432C), Palm centrifuge (Shanghai Hengyi Scientific Instrument Co., LTD), 1ml RNase-free bagged tips (EXTRAGENE/ illumina, USA), 200ul RNase-free bagged tips (EXTRAGENE/ illumina, USA), 10ul RNase-free bagged tips (EXTRAGENE/ illumina, USA).

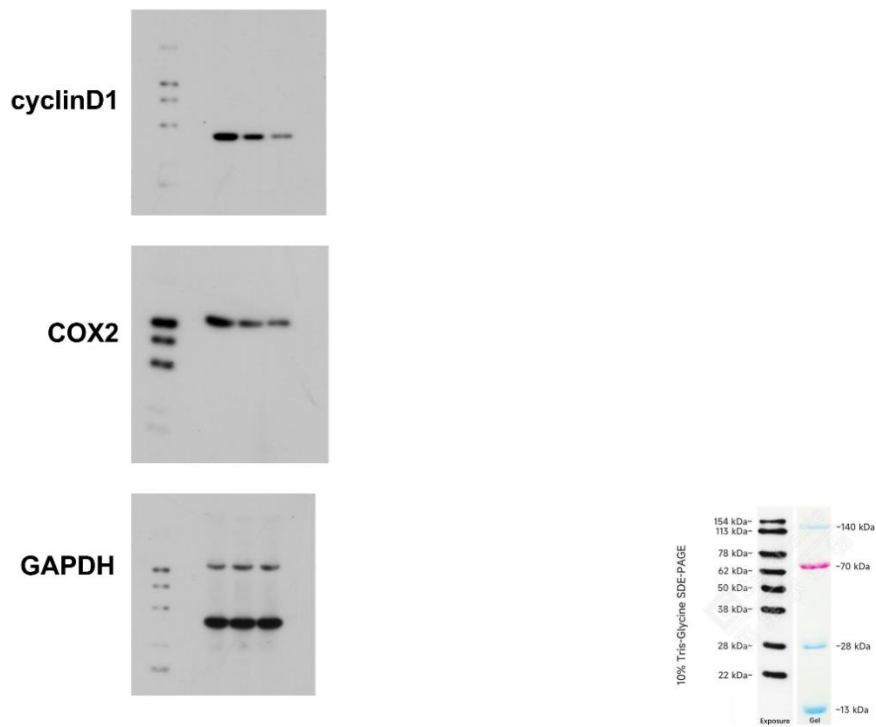
**experimental result:**

---



**experimental result:**

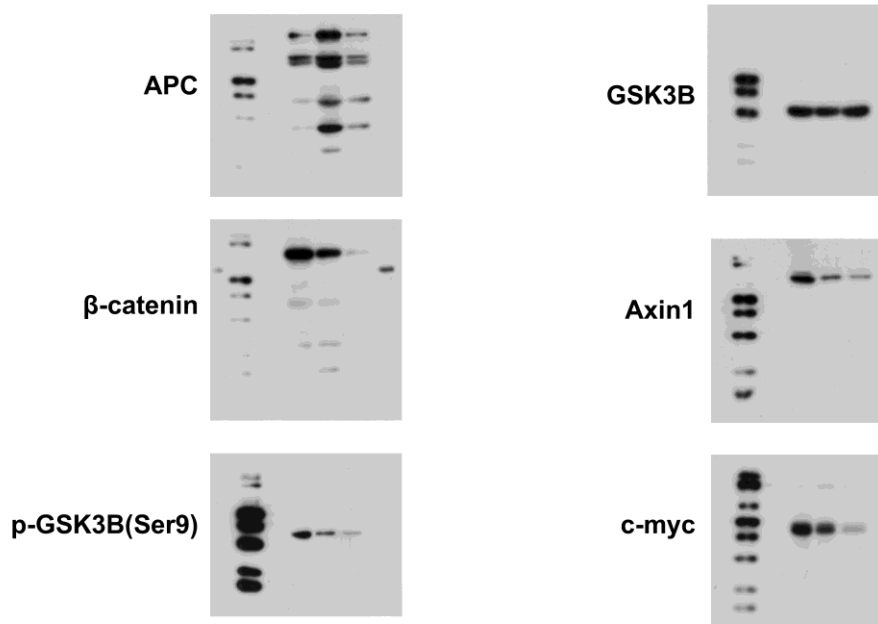
---



**Figure S1.** Full blot images for experiment on the effect of BuShenFang on the levels of related molecules in the Wnt signaling pathway in SW620.

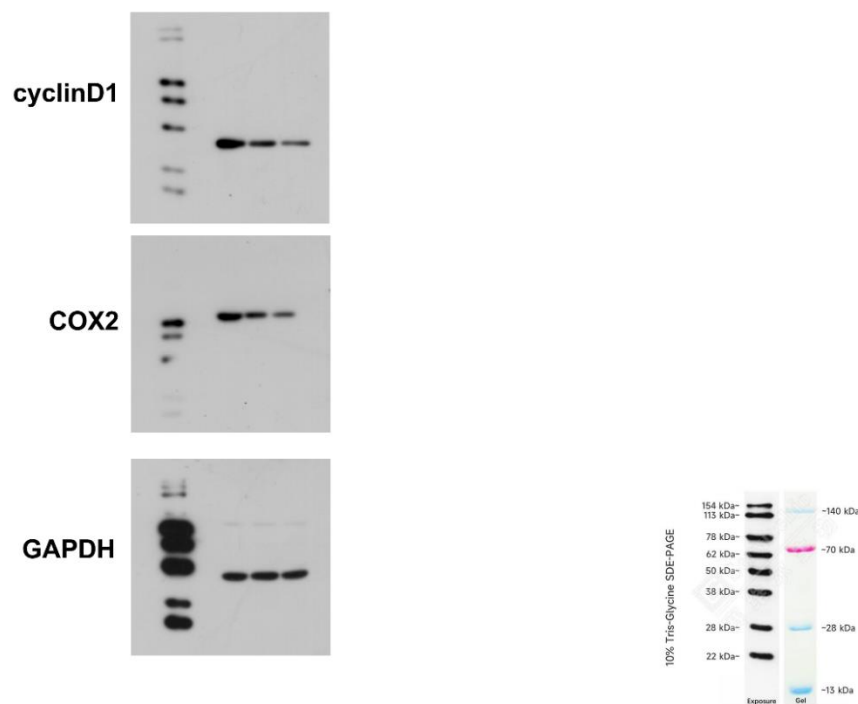
experimental result:

---



experimental result:

---



**Figure S2.** Full blot images for experiment on the effect of BuShenFang on the levels of related molecules in the Wnt signaling pathway in HCT116.